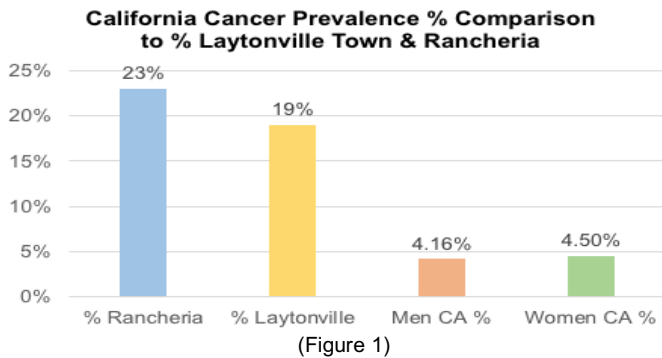


Initial Results of Laytonville, CA. Health Survey

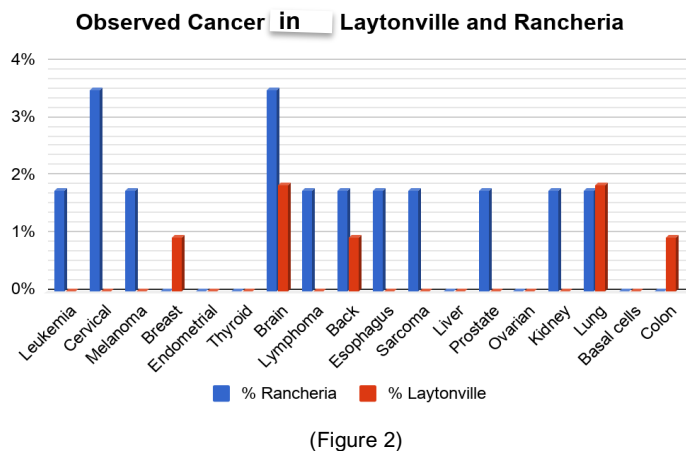
Laytonville residents, including tribal members, and Greenaction for Health and Environmental Justice, are conducting an extensive health survey due to concerns of old leaking landfills and reports of high incidents of illness and death. We confidentially interviewed residents about their current health conditions. This fact sheet provides updates on the health survey.

Cancer

After analyzing the first 169 Laytonville Community Health Surveys, it was found that **23%** of individuals living in the Laytonville Rancheria and **19%** in the town of Laytonville have been diagnosed with a type of cancer (Figure 1). According to the National Cancer Institute, in California, the prevalence of men with cancer is 4.16% and for women it's 4.5%. This tells us that those living in Laytonville appear to have cancer at a percentage **5 to 6 times** higher than the state average (Figure 1). These results appear to validate what the residents have mentioned for years.



At the Laytonville Rancheria, cervical (4%) and brain (4%) cancer were two of the most common cancer types (Figure 2). According to the National Cancer Institute, the national lifetime risk of getting cervical or brain cancer is approximately .6%. Thus, the percentages present in the Rancheria, based on survey results, are large percentages when compared to these lifetime risk statistics.

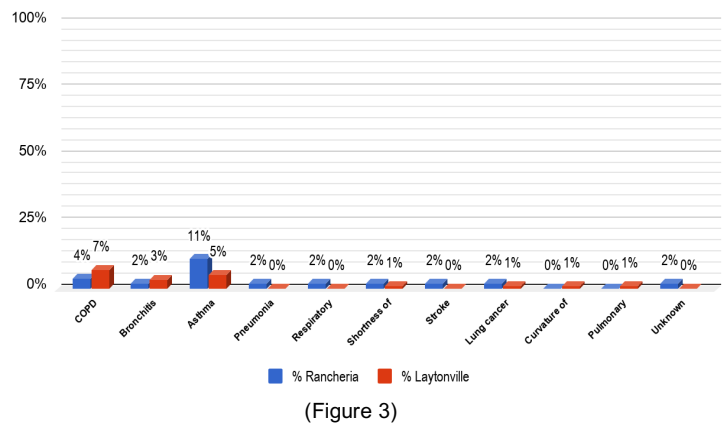


Respiratory Issues

Survey results indicated that **26%** of individuals living in the Rancheria have difficulty breathing and/or were diagnosed with a respiratory illness. The comparison to state average is on the way.

Asthma and COPD ranked the highest in both the Rancheria and the town of Laytonville. In the Rancheria, **11%** of individuals stated they had asthma, while it was only the case for **5%** of individuals in the town of Laytonville. In contrast, only **4%** of individuals in the Rancheria indicated they had been diagnosed with COPD, while it was the case for **7%** of those in the town of Laytonville (Figure 3). These numbers are higher in comparison to the national average being 8% for asthma and 6.4% for COPD.

Respiratory Illness/Lung Issues Observed: Laytonville and Rancheria

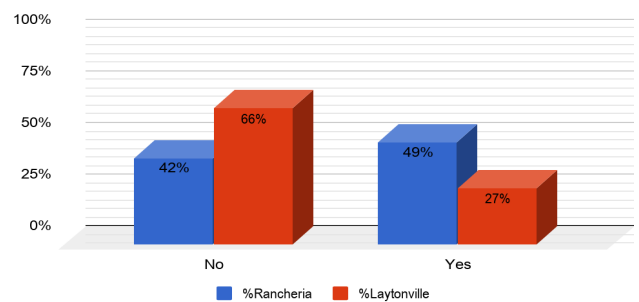


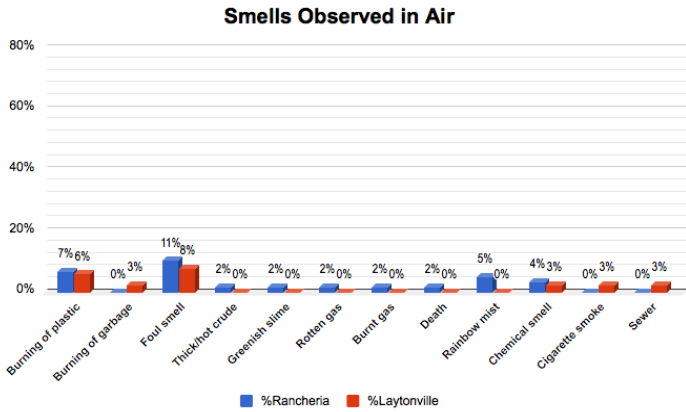
According to the World Health Organization (WHO), there are many environmental factors that contribute to respiratory issues. These factors include:

- Tobacco smoke
- Indoor/outdoor air pollution
- Occupational dusts
- Chemical irritants in the workplace

Almost **50%** of the individuals surveyed from the Rancheria indicated that they noticed unusual smells in the air (Figure 4). Some of the smells specified by individuals are described in Figure 5.

Air Quality Concerns: Laytonville and Rancheria





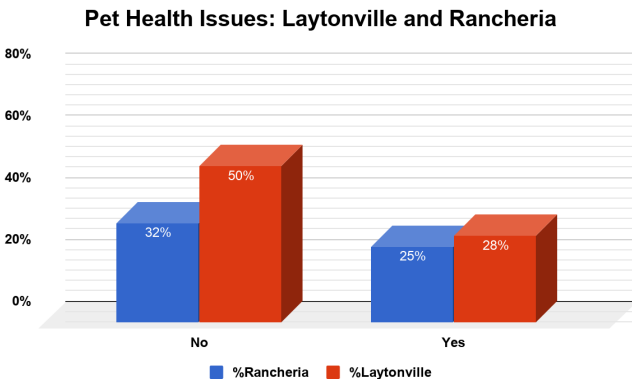
[Figure 5. Percentage of observed smells in the air by individuals in the Rancheria and the town of Laytonville]

As the graph indicates, individuals who live in the Rancheria notice more strange/noxious smells in the air in comparison to those that live in the town of Laytonville. This seems to show a connection between strange/noxious smells in the air and respiratory illnesses observed in the Rancheria.

Health Issues in Pets

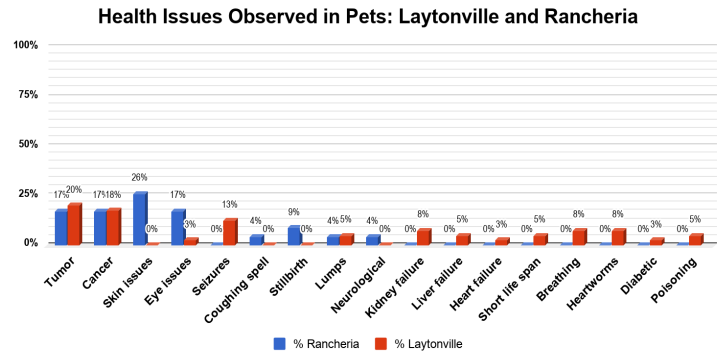
Many pets are also susceptible to environmental pollutants. According to the Environmental Working Group (EWG), pets share their living environments with humans and are exposed to chemicals produced by humans. Pets inhale polluted air, they drink tap water that contains contaminants, they consume pet-food that also contains many chemicals and they have direct contact with many house/garden products.

In the health survey, individuals were asked if they had pets or livestock with any health issues. In the Rancheria, **25%** of individuals have pets with health issues, and in the town of Laytonville, **28%** have pets with health issues (Figure 6).



(Figure 6)

The most common pet health issues reported by community members in the Rancheria are skin issues (**26%**), eye issues (**17%**), as well as tumors (**17%**). In the town of Laytonville, tumors (**20%**), cancers (**18%**), and seizures (**13%**) are the most common health issues reported (Figure 7).



[Figure 7: Health issues observed in the pets of Laytonville and Rancheria community members]

Conclusion

The preliminary survey results indicate that there are concerns regarding health issues in the town of Laytonville and the Rancheria and raise serious concerns for the community of Laytonville.

For more information please contact:
 Peggy Hoaglin at (707) 223-6366
 Pastor David Sanchez at (707) 223-3946
 Greenaction for Health & Environmental Justice

Phone: (415) 447-3904 x106
 E-mail: greenaction@greenaction.org
 Website: www.greenaction.org